



CHAFING FUEL SAFETY TIPS

ALWAYS



ALWAYS use CAUTION when handling OPEN FLAME products



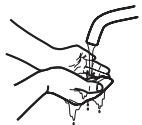
ALWAYS use a blunt object, such as a spoon, to pry off the lid



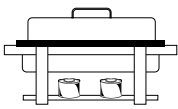
ALWAYS cup hand over lid when opening can



ALWAYS remove excess gel from lid if it is being used as a regulator



ALWAYS wash fuel residue from hands



ALWAYS place the can underneath the chafing dish or beverage urn before lighting

ALWAYS make sure cans are placed securely in equipment



ALWAYS use a long handled match or butane lighter to light cans



ALWAYS use a can cap, snuffer paddle, regulator or saucer to extinguish flame



ALWAYS wait until can is cool before touching



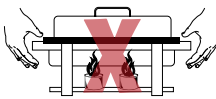
NEVER use a sharp knife to pry off lid



NEVER use a lit can to light another can



NEVER carry lit cans



NEVER carry chafing dishes or beverage urns with lit cans



NEVER touch cans while still hot



NEVER allow decor, loose clothing, napkins or tablecloths near flame



NEVER allow hair to fall near flame



NEVER use hands to extinguish flame



NEVER blow out flame of Gel or Hot Spot® to extinguish



NEVER pull up the wicks to adjust flame height

NEVER

